

Page 2. DEMOGRAPHICS







1. (Optional) Your Name - First Last

Details















Number of Respondents 35

Number of respondents who skipped this question 16

2. Years of Teaching Experience:

	% of Respondents	Number of Respondents
Pre-Service	0.00%	0
0-5 	25.49%	13
6-10 	11.76%	6
11-15 	13.73%	7
16-20 	9.80%	5
20-30 	27.45%	14
30+ 	11.76%	6
Number of respondents		51
Number of respondents who skipped this question		0

3. Teaching Areas

	% of Respondents	Number of Respondents
Band, Primary School 	18.31%	39
Band, Middle School 	18.31%	39
Band, High School 	20.66%	44
Orchestra, Primary School 	2.35%	5
Orchestra, Middle School 	3.29%	7
Orchestra, High School 	6.10%	13
Choral, Primary School	0.47%	1
Choral, Middle School 	1.88%	4
Choral, High School 	2.82%	6
Classroom, Primary 	3.76%	8
Classroom, Middle School 	3.29%	7
Classroom, High School 	6.57%	14
Community Band with School Students only 	1.41%	3
Community Band with Adults only 	3.29%	7
Community Band with School Students and Adults 	7.51%	16
Number of respondents		51
Number of respondents who skipped this question		0

4. (Optional) Degree Levels Achieved		% of Respondents	Number of Respondents
Associate Diploma		5.81%	5
Diploma		10.47%	9
Bachelor		36.05%	31
Bachelor (Honours)		8.14%	7
Graduate Diploma		23.26%	20
Master		6.98%	6
Doctorate		1.16%	1
Other (Specify)		8.14%	7
		Number of respondents	45
		Number of respondents who skipped this question	6







5. (Optional) Your Gender		% of Respondents	Number of Respondents
Female		48.89%	22
Male		51.11%	23
		Number of respondents	45
		Number of respondents who skipped this question	6

Page 4. ABODA QLD Events

6. Indicate your level of agreement with the following statement in relation to each of the session types listed below.

STATEMENT: I would attend this session.

	1 Strongly Agree	2 Agree	3 Neutral	4 Disagree	5 Strongly Disagree	Number of Respondents	
Reading Days for Concert Band (New repertoire)	47% (23)	37% (18)	10% (5)	2% (1)	2% (1)	48	
Reading Days for Stage Band (New repertoire)	25% (11)	40% (18)	29% (13)	0% (0)	4% (2)	44	
Reading Days for Concert Band (Standard repertoire)	27% (13)	48% (23)	12% (6)	6% (3)	4% (2)	47	
Reading Days for Stage Band (Standard repertoire)	18% (8)	39% (17)	32% (14)	4% (2)	4% (2)	43	
Survival Workshop for Music Educators	27% (12)	47% (21)	15% (7)	4% (2)	4% (2)	44	
Conducting Masterclass Workshops	44% (21)	46% (22)	8% (4)	0% (0)	0% (0)	47	
Conducting School (multi-day)	32% (15)	43% (20)	17% (8)	4% (2)	2% (1)	46	
Mentor Program	28% (12)	47% (20)	19% (8)	4% (2)	0% (0)	42	
Visiting Composer Evenings	20% (9)	48% (22)	26% (12)	4% (2)	0% (0)	45	
Guest Conductors available to rehearsals members' ensembles.	39% (18)	50% (23)	8% (4)	2% (1)	0% (0)	46	
Instrument Pedagogy - Percussion	25% (12)	53% (25)	14% (7)	4% (2)	2% (1)	46	
Instrument Pedagogy - Woodwind	25% (11)	51% (22)	18% (8)	2% (1)	2% (1)	43	
Instrument Pedagogy - Brass	22% (10)	53% (24)	17% (8)	4% (2)	2% (1)	45	
Instrument Pedagogy - Strings	8% (3)	33% (12)	33% (12)	16% (6)	8% (3)	36	
Rehearsal Pedagogy	45% (21)	50% (23)	2% (1)	0% (0)	2% (1)	46	
Instrumental Repair workshop	44% (20)	35% (16)	13% (6)	2% (1)	4% (2)	45	
						Number of Respondents	48
						Number of respondents who skipped this question	3

7. If available, would you award ABODA QLD Excellence Certificate or Medallion to a small number of your students in recognition of their contribution to their school music program? If yes to either, would you be willing to pay the cost of production plus a small fee and order them over the internet?		% of Respondents	Number of Respondents
Yes - certificate (would need to be free)		18.67%	14
Yes - medallion (would need to be free)		9.33%	7
Yes - certificate (would pay cost and small fee)		16.00%	12
Yes - medallion (would pay cost and small fee)		26.67%	20
No		17.33%	13
Details Other (Specify)		12.00%	9
		Number of respondents	47
		Number of respondents who skipped this question	4

8. Feel free to leave any additional thoughts you may have to further develop ABODA QLD:

Details	Number of Respondents	21
		Number of respondents who skipped this question 30